





**Appendix 1:
Best Council Plan (BCP) Performance Summary 2016/17**

No.	Ambitions	Outcomes We want everyone in Leeds to:	Priorities	Key Performance Indicators (KPI)	2016/17 Target	2016/17 Result & RAG	
1a		Live in good quality, affordable homes within clean and well cared for places	Providing enough homes of a high standard in all sectors	Annual BCP KPI: Housing growth target	3,660 Homes	3,260 New Homes	3,306 net homes 
1b						400 Empty Properties Returned to Use	
2	Leeds... A Strong Economy and a Compassionate City	Be safe and feel safe	Keeping the streets clean and improving road safety	Annual KPI: Reduce number of people killed or seriously injured (KSI) in road traffic accidents (Calendar year)	<=263 (2015/16 result = 338)	331* people 	
3				Annual KPI: Reduce number of CYP killed and seriously injured (KSI) on the city's roads (Calendar year)	Reduce (2015/16 result = 38)	43* children 	
4		Move around a well-planned city easily	Helping deliver a well-connected transport system	Annual BCP KPI: Access to employment by public transport (calendar year)	Increase (2014 result = 81.3%)	83.8% access (2015) 	
5			Providing an inclusive, accessible range of transport options	Annual BCP KPI: Percentage of city centre travel by sustainable modes (bus, train, cycling, walking)	Increase (2014/15 result = 45.3%)	44.2% 